

**NOTE: EACH STYLE MUST CONNECT TO AN ARM.**

**307-1L ONE LEFT ARM RECLINER**

OUTSIDE: H40 W29 D38  
 INSIDE: H21 W22 D22  
 SEAT: H19 ARM: H27

**307 DOUBLE ARM RECLINER**

OUTSIDE: H40 W36 D38  
 INSIDE: H21 W22 D22  
 SEAT: H19 ARM: H27

**307-1R RIGHT ARM RECLINER**

OUTSIDE: H40 W29 D38  
 INSIDE: H21 W22 D22  
 SEAT: H19 ARM: H27

*CUPHOLDERS STANDARD.  
 STANDARD WITH MOTORIZED MECHANISM.*



**307 ANIMATOR SERIES**

**ALSO AVAILABLE:**

**307-05 LOVESEAT RECLINER**

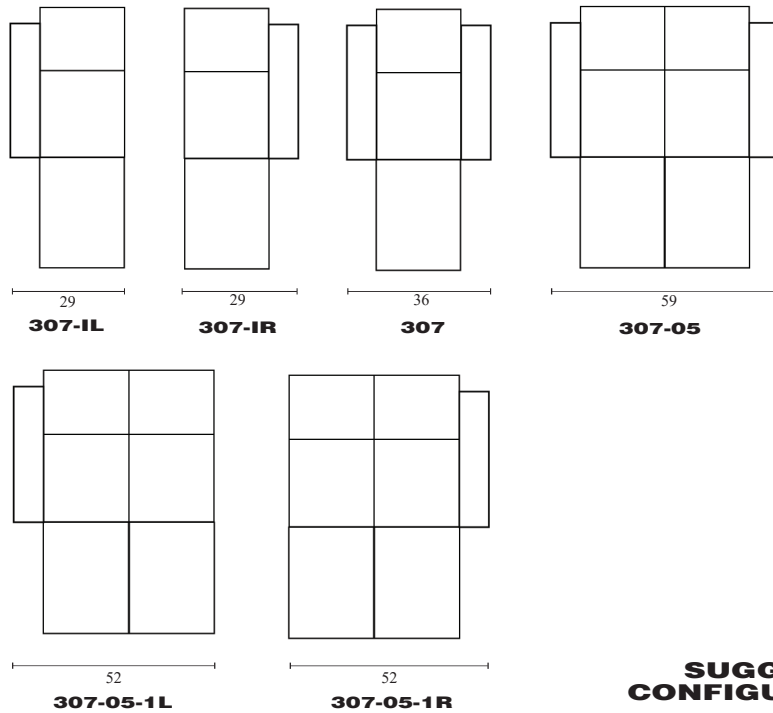
OUTSIDE: H40 W58 D38  
 INSIDE: H21 W44 D22  
 SEAT: H19 ARM: H27

**307-05-1L LEFT ARM LOVESEAT RECLINER**

OUTSIDE: H40 W51 D38  
 INSIDE: H21 W44 D22  
 SEAT: H19 ARM: H27

**307-05-1R RIGHT ARM LOVESEAT RECLINER**

OUTSIDE: H40 W51 D38  
 INSIDE: H21 W44 D22  
 SEAT: H19 ARM: H27



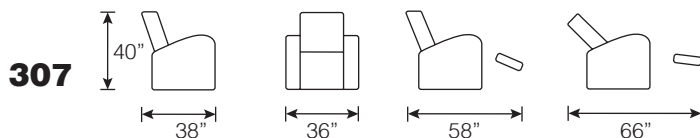
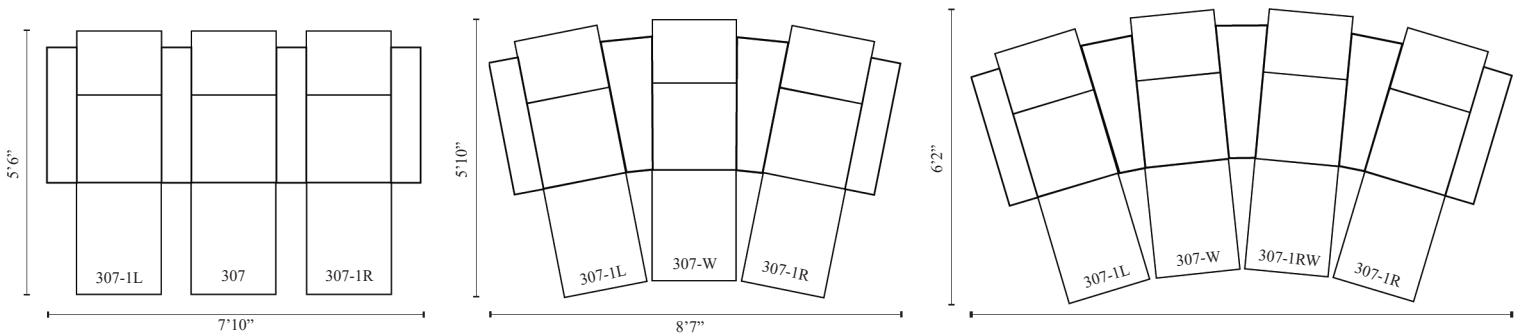
**ARMS:**

Wedge  
 13"



Wedge arm available on all styles - Must Specify - Upcharge Applies

**SUGGESTED CONFIGURATIONS:**



**NOTE: All Home Theater styles require 10" wall clearance for reclining.**

**NOTE: 27"-30" suggested clearance between rows.**

**NOTE: All Home Theater schematics are drawn to 1/4" scale.**